



Magic Directions

# NAVIGATING DISNEYLAND

by present&simple





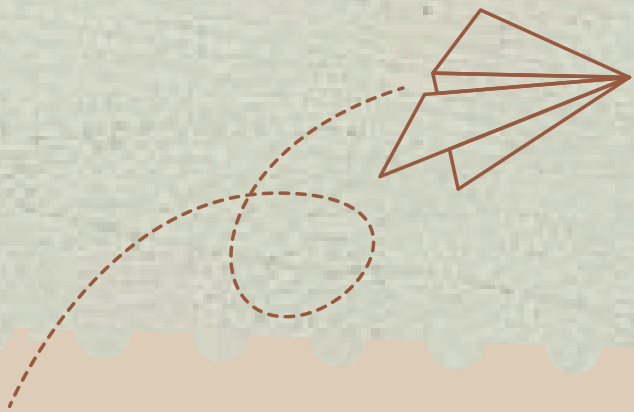


# AMUSEMENT PARK CHECKLIST

Tick the things that will come in handy while travelling to theme park

## IN YOUR BAG

- Tickets
- ID
- Cash
- Sunscreen
- Sunglasses
- Refillable Water Bottles
- Hand Sanitizer
- Wet Wipes
- Change of Clothes
- Plastic Bags
- Phone/Camera
- Medication



- Directions
- Phone Charger
- Snacks
- Road Trip Games
- Music

## THINGS WE WANT TO DO

---

---

---

---

---



## IN THE CAR





READ THE FUN FACTS ABOUT ONE OF THE  
MOST WELL-KNOWN THEME PARKS YOU MAY  
NOT KNOW



**Fact 2**  
Disney does not  
sell gum in the  
park.

**Fact 4**  
Disney provides  
free water cups at  
service locations or  
water-refill spots.

**Fact 1**  
You can bring your  
own food and drinks  
into the parks!  
This can help you  
save money.

**Fact 3**  
There is a hotel  
room inside of  
Cinderella's Castle  
at Magic Kingdom.





# Quiz Prepositions of Place




A series of multiple  
choice questions.  
Tap the correct  
answer to proceed.



Powered by Wordwall

DO THE QUIZ AND  
REVIEW PREPOSITIONS





# WHERE IS IT?

USE THE PREPOSITIONS OF  
PLACE AND DESCRIBE THE  
PICTURE

*near*  
*opposite*  
*in*  
*inside*  
*behind*  
*in front of*  
*next to*  
*between*  
*on the left*  
*on the right*

*There is... There are...*







# WATCH THE VIDEO AND ANSWER THE QUESTIONS

1. What transport can you use to get to Disneyland?

2. How long does the trip take?

3. How much does the ticket cost?



Tok

Watch more ex

Watch now

@cz\_phones\_home

How to get to Disneyland Paris using public transportation! 🇫🇷 \* How to g ...See more


🎵 A Dream Is a Wish Your Heart Makes (Instrumental Version) [From "Cinderella"] - The Original Movies Orchestra





DO THE QUIZ

Group sort  
Asking for and  
giving directions



Drag and drop  
each item into  
its correct group.



Powered by Wordwall

Try to remember as  
many phrases as  
possible!





# READ THE DIALOGUE AND UNDERLINE DIRECTIONS

👤 Tourist: Excuse me, can you tell me how to get to the Sleeping Beauty Castle?

👩 Park Staff: Sure! Go straight on, then go along Main Street.

👤 Tourist: Okay. Do I turn anywhere?

👩 Park Staff: Yes. Take the first left after the bakery. Go to the end of the road and you'll see the castle.

👤 Tourist: Is it near anything?

👩 Park Staff: Yes, it's on the corner, opposite the carousel. You can't miss it!

👤 Tourist: Great! And where is the Pirates of the Caribbean ride?

👩 Park Staff: Go past the castle and turn right at the crossroads. Cross the bridge into Adventureland. The ride is next to the big pirate ship.

👤 Tourist: Thank you! That sounds fun.

👩 Park Staff: You're welcome! Have fun!



FILL IN THE BLANKS WITH THE CORRECT WORDS  
FROM THE BOX. USE EACH WORD ONCE ONLY.

👤 Tourist: Excuse me, can you tell me how to get to the Sleeping Beauty Castle?

👤 Park Staff: Sure! (1) \_\_\_\_\_ straight on, then go (2) \_\_\_\_\_ Main Street.

👤 Tourist: Okay. Do I (3) \_\_\_\_\_ anywhere?

👤 Park Staff: Yes. Take the first (4) \_\_\_\_\_ after the bakery. Go to the end of the road and you'll see the castle.

👤 Tourist: Is it near anything?

👤 Park Staff: Yes, it's on the (5) \_\_\_\_\_, opposite the carousel. You can't miss it!

👤 Tourist: Great! And where is the Pirates of the Caribbean ride?

👤 Park Staff: Go (6) \_\_\_\_\_ the castle and (7) \_\_\_\_\_ right at the crossroads. Cross the (8) \_\_\_\_\_ into Adventureland. The ride is next to the big pirate ship.

👤 Tourist: Thank you! That sounds fun.

👤 Park Staff: You're welcome! Have fun!

NEXT TO  
CORNER  
BRIDGE  
LEFT  
PAST  
GO  
ALONG  
GO  
STRAIGHT  
TURN





# GUESS THE PLACE!

1  
Start at the Tourism info.

Go inside the Disney Village.

Go past the Billy Bob.  
Keep walking until you see a big air balloon.  
The place is on the left.

👉 Where are you?

2

When you are opposite the balloon at the Lake Disney, turn right and go straight on.

Turn right again and keep walking until you see the McDonald's.  
You'll see a large white building on your left.

👉 Where are you?

3

Start at the Disney Village Parking.

Walk past Gaumont and take the first right on the corner.

It is on your right, next to the blue round building.

👉 Where are you?

4

From the Disney Parks Parking, go straight on to the Tourism Info.  
Then, walk past the Disney Parks.

Go straight on. It's on your right, opposite the NEX Cinema.

👉 Where are you?

CLICK HERE, LOOK AT THE MAP  
AND FIND THE PLACE





# SPEAKING TIME

CHOOSE THE PLACE ON THE  
MAP AND GIVE THE  
DIRECTIONS, YOUR  
PARTNER HAS TO GUESS IT



## GIVING DIRECTIONS:


- Go straight on.
- Go along \_\_\_\_ Street.
- Take the first/second left/right.
- Go past the \_\_\_\_.
- Turn right/left at the crossroads.
- Cross the road.
- Go under/over the bridge.

## DESCRIBING LOCATION:

- It's next to the \_\_\_\_.
- It's between the \_\_\_\_ and the \_\_\_\_.
- It's opposite the \_\_\_\_.
- It's on the corner.
- It's on your right / left.

## ASKING FOR DIRECTIONS:

- Excuse me, how can I get to \_\_\_\_?
- Excuse me, how do I get to \_\_\_\_?
- Where is the \_\_\_\_?
- Is it far?





by present&simple

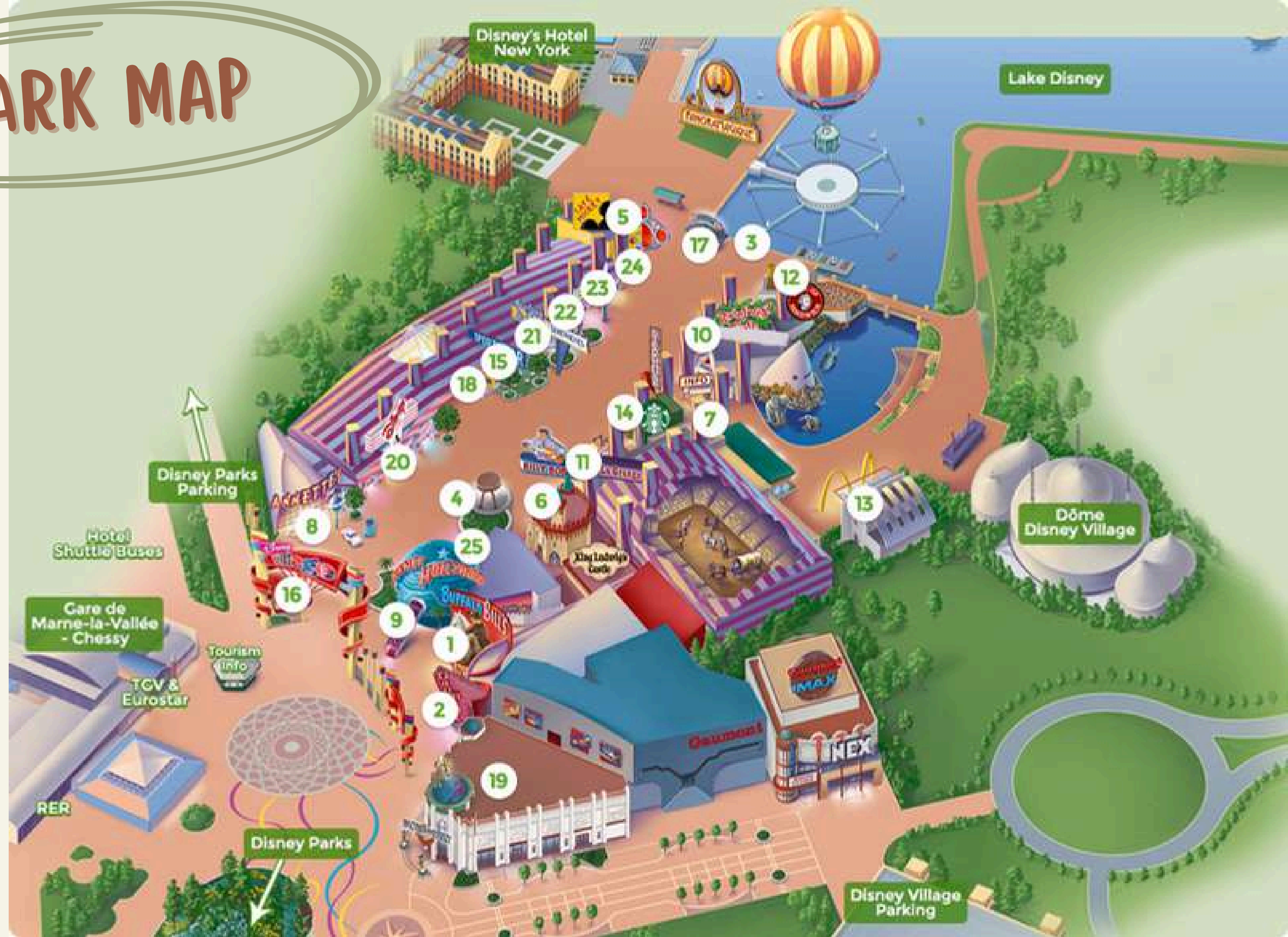
## Conclusion

TRY TO RECALL  
ALL THE PHRASES  
WITH THE  
DIRECTIONS





# PARK MAP





# PARK MAP

